



Virtual Earthquake and seismology Research Community e-science environment in Europe
Project 283543 – FP7-INFRASTRUCTURES-2011-2 – www.verce.eu – info@verce.eu



dispel4py in detail

(dispel4py training for OSDC workshop)
session 6 - part II

9 June 2015, Amsterdam



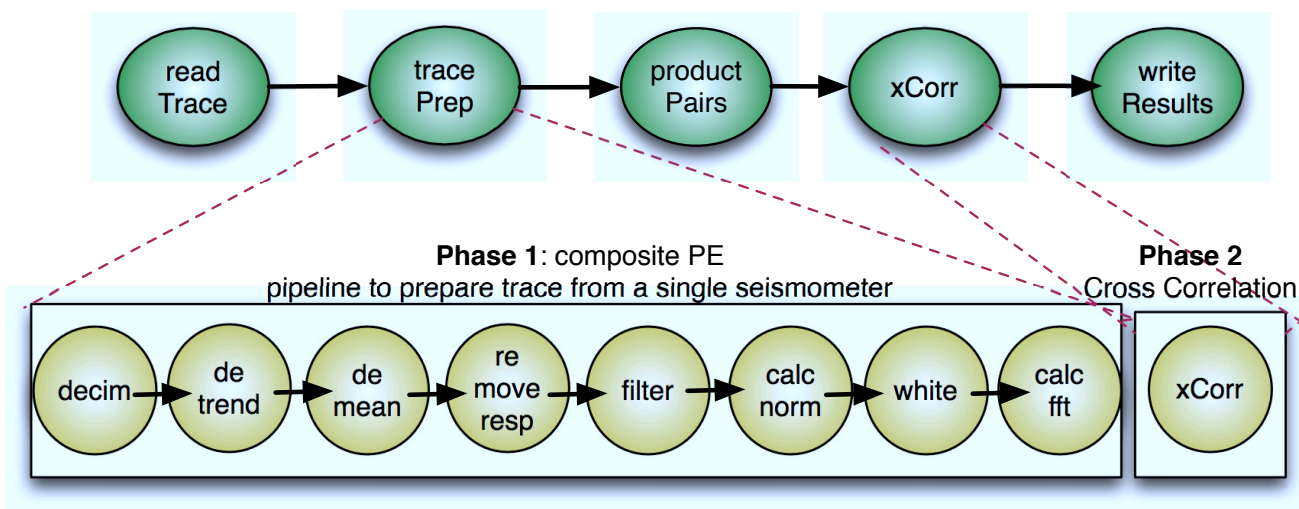
Outline

- Installation and links
- dispel4py workflows
 - Seismology
 - Astrophysics
 - Social Computing
- Graph examples
- Composite PEs
- Chains
- Groupings
- Mappings to execution platforms

Installation & links

- This is all you need:
 - **pip install dispel4py**
- Web site: <http://dispel4py.org/>
- GitHub: <https://github.com/dispel4py/dispel4py>
- Documentation: <http://dispel4py.org/documentation/>
- **Exercises:** http://effort.is.ed.ac.uk/osdc2015/osdc2015_dispel4py_exercises.tar

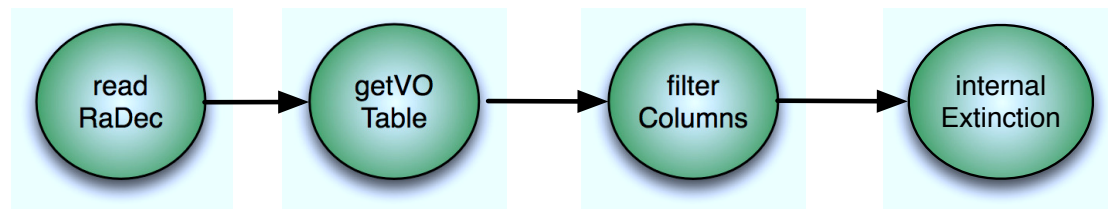
dispel4py workflows- Seismology



- **Phase 1- Preprocess:** Time series data (traces) from seismic stations are preprocessed in parallel
- **Phase 2: Cross-Correlation:** Pairs all of the stations and calculates the cross-correlation for each pair (complexity $O(n^2)$).
- **Input data:** 1000 stations as input data (150 MB)
- **Output data:** 499,500 cross-correlations (39GB)

11th IEEE eScience 2015 paper
dispel4py: An Agile Framework for Data-Intensive eScience

dispel4py workflows- Astrophysics

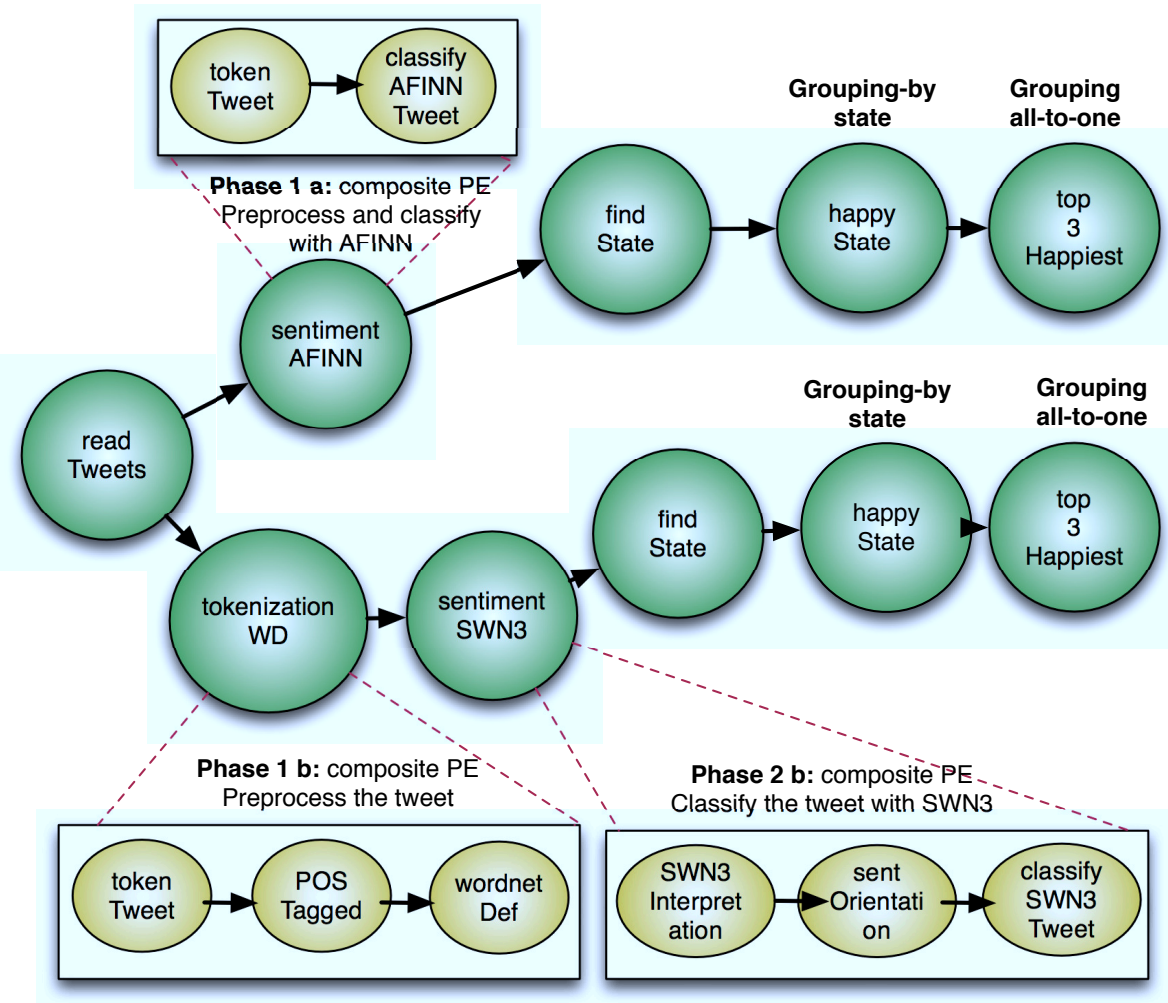


- Calculates the *Internal Extinction of the Galaxies* from the AMIGA catalogue¹
- This property represents the dust extinction within the galaxies and is a correction coefficient needed to calculate the optical luminosity of a galaxy.
- The first PE **reads an input file** (*coordinates.txt* size 19KB) that contains the **right ascension (Ra) and declination** (Dec) values for **1051 galaxies**.
- The second PE **queries a VO service for each galaxy** in the input file using the Ra and Dec values.
- The results of these queries are filtered by filterColumns PE. It selects:
 - morphological type (Mtype)
 - apparent flattening (logr25)
- Their internal extinction is calculated by the internalExtinction PE.

11th IEEE eScience 2015 paper

dispel4py: An Agile Framework for Data-Intensive eScience

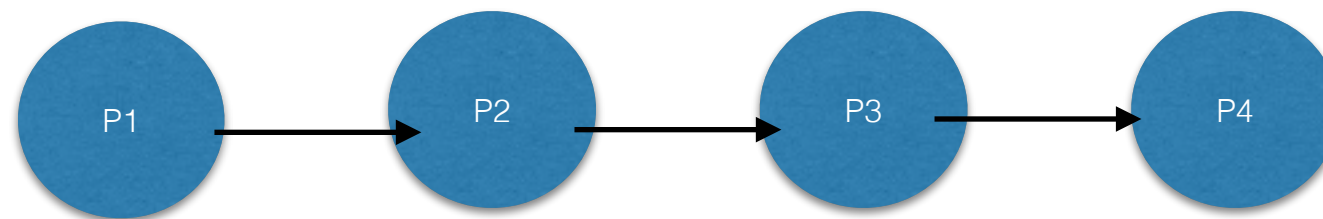
dispel4py workflows- Social Computing



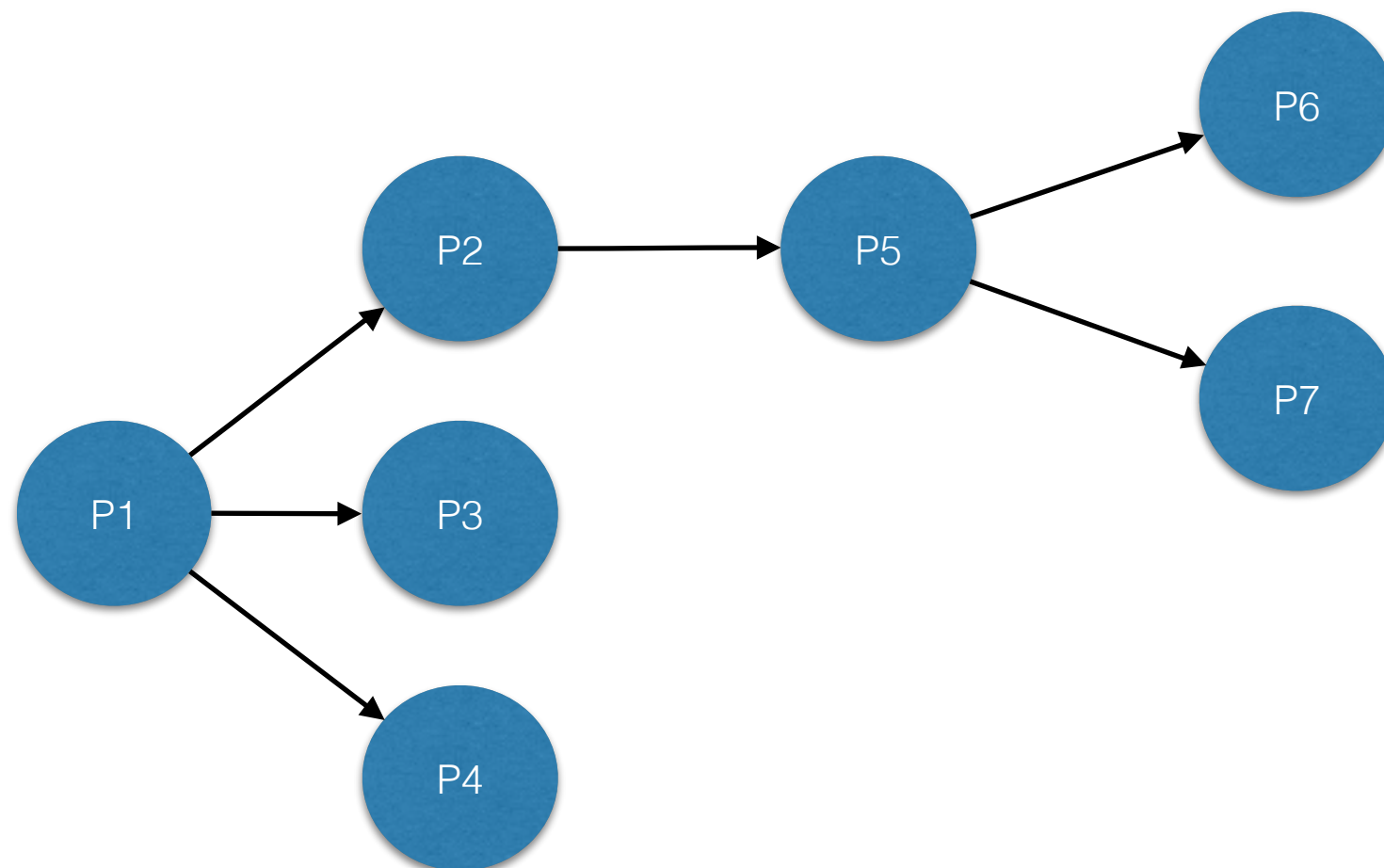
- Two basic sentiment analyses by applying two lexicons:
 - **AFINN** (2477 English words)
 - **SentiWordNet** (155,287 English words and 117,659 synsets)
- After tweets findState PE, which searches the US state from which the tweet originated
- The HappyState PE applies a grouping by based on the state and aggregates the sentiment scores of tweets from the same state
- The last PE applies all-to-one grouping and determines which are the top three happiest states.
- 126,826 tweets (500MB)

11th IEEE eScience 2015 paper
dispel4py: An Agile Framework for Data-Intensive eScience

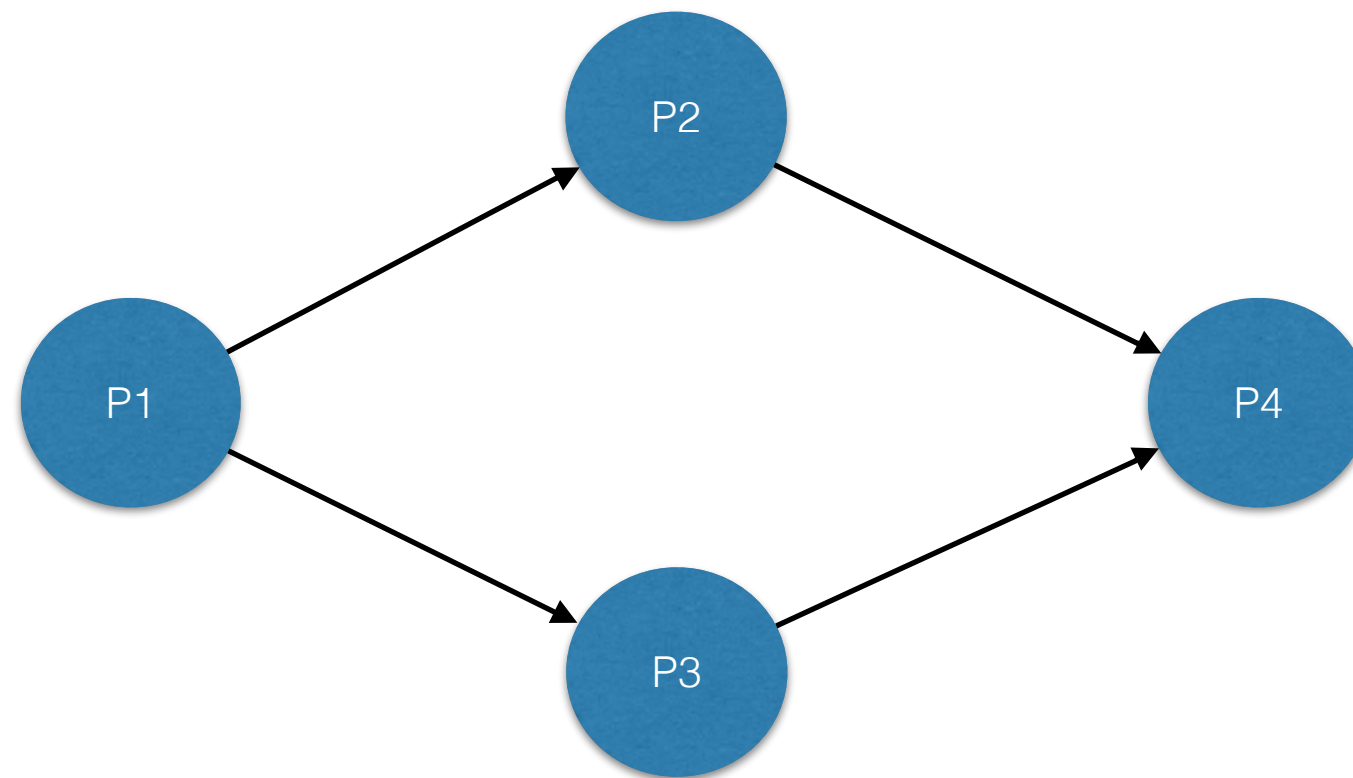
Pipeline



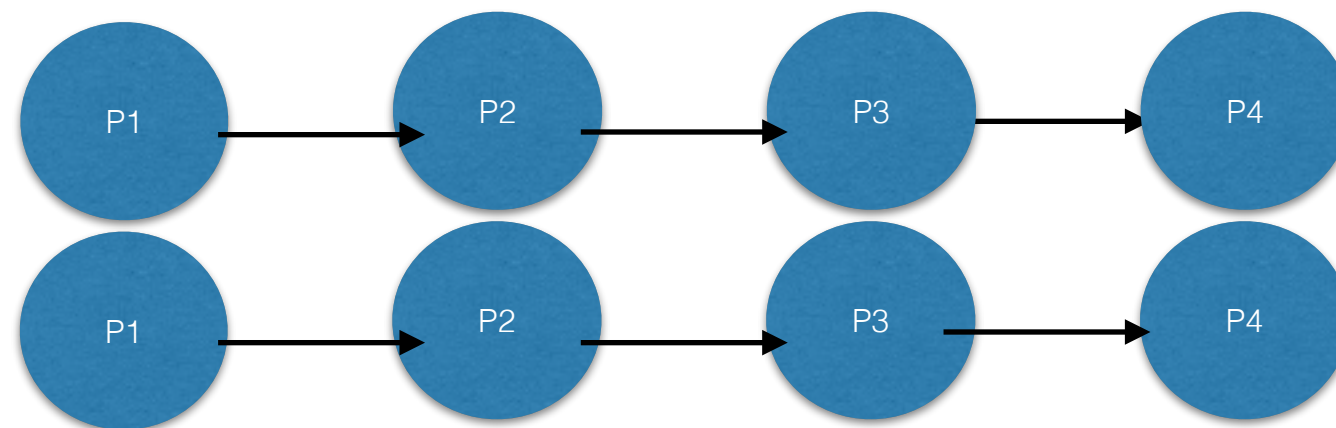
Tree



Split and Merge



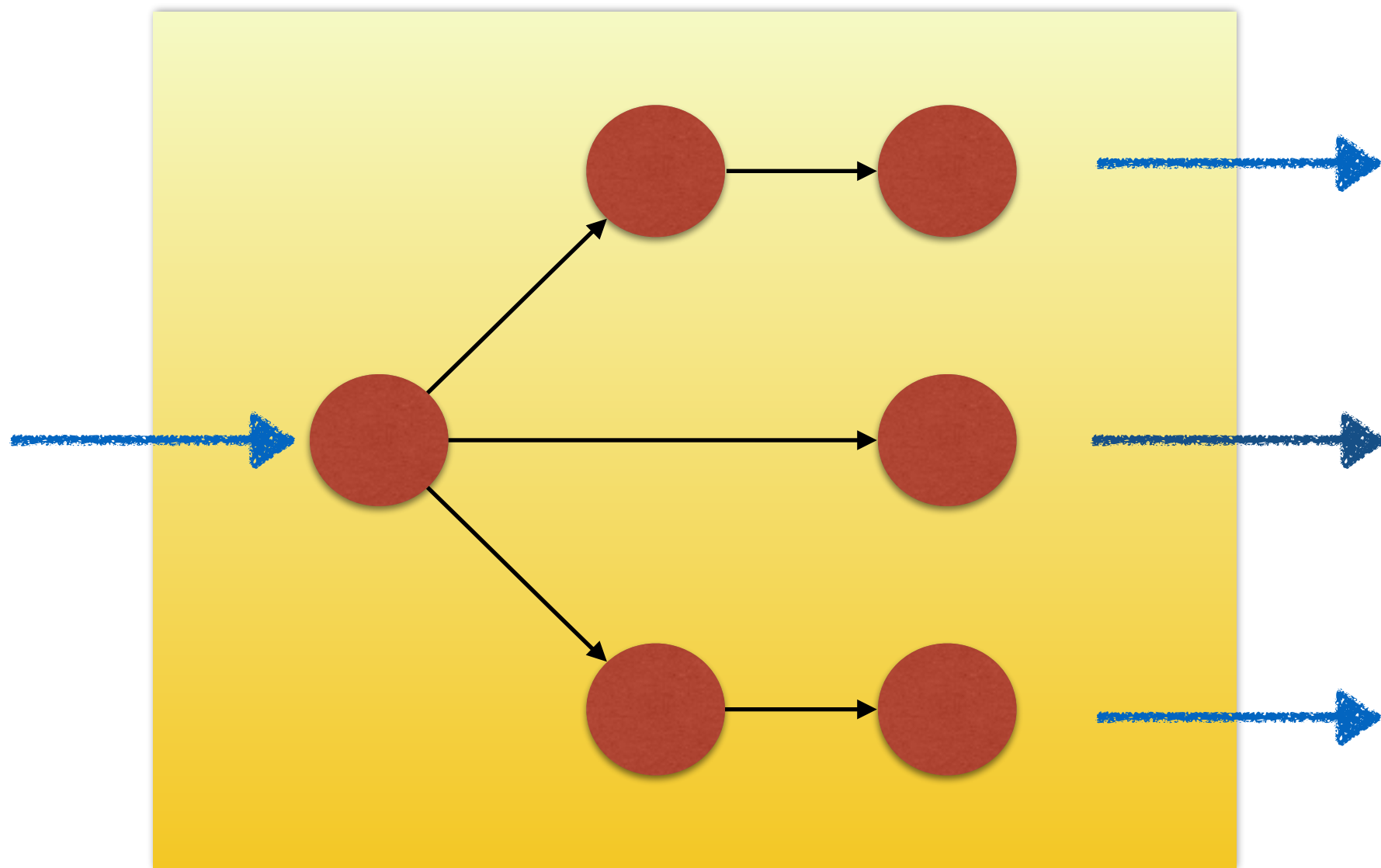
Unconnected

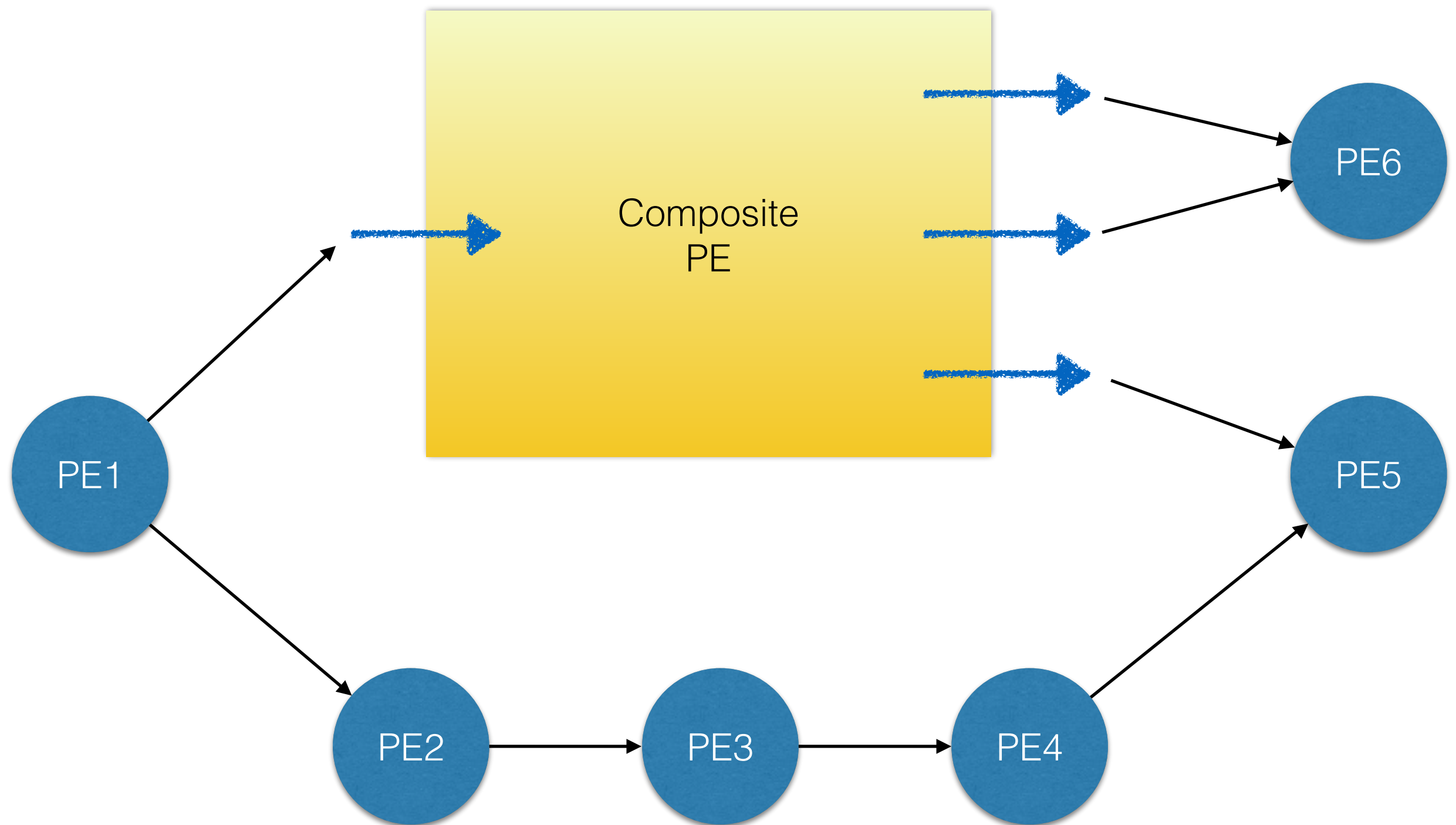


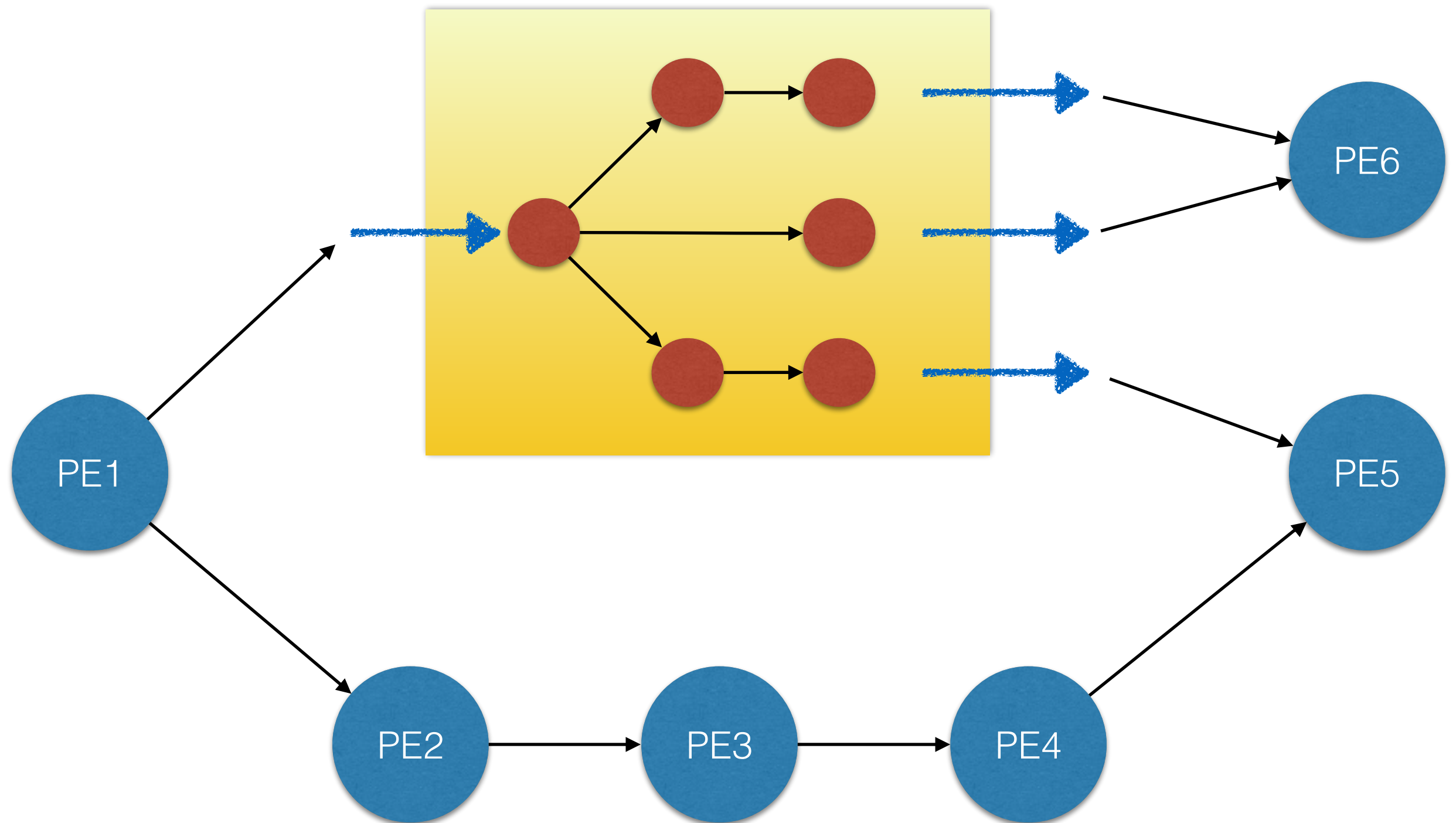
Composite PEs

- A composite PE is a nested graph
- Looks like a PE but contains other PEs
- Hides the complexity of an underlying process
- When creating a graph, a composite PE is treated like any other PE



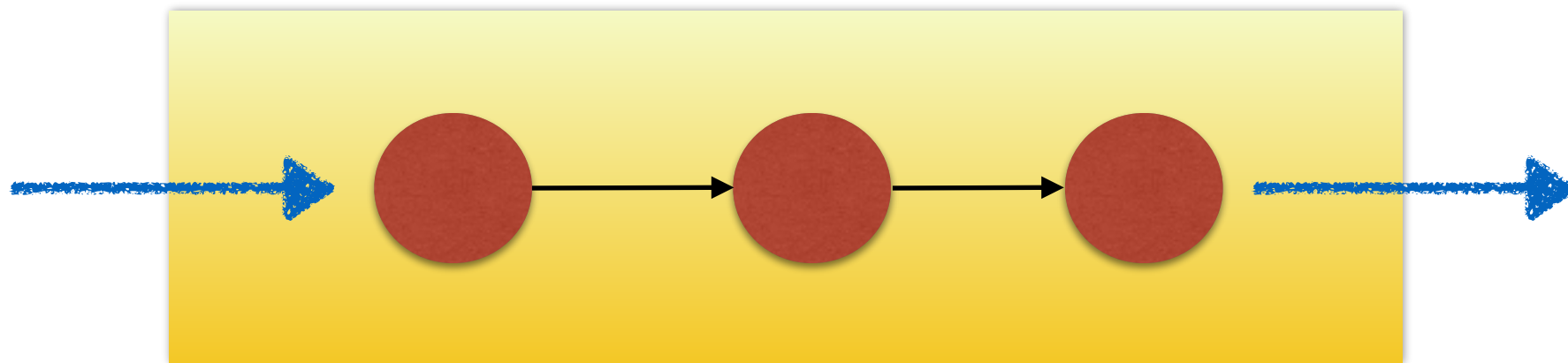




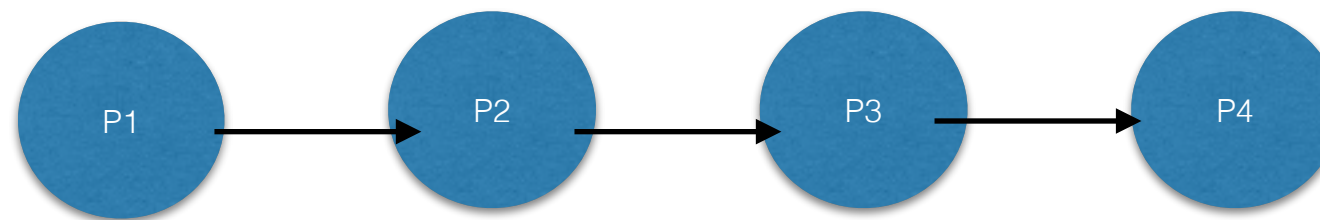


```
def add_value(num, value):  
    num += value  
    return num  
def subtract_value(num, value):  
    num -= value  
    return num  
pipeline = [ add_value, subtract_value, ... ]
```

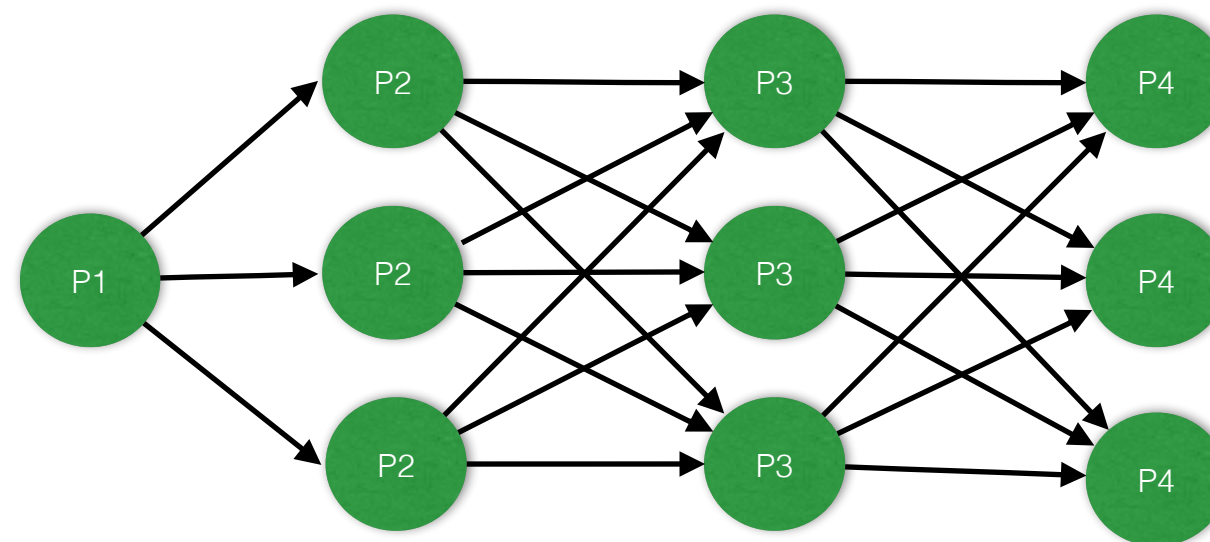
```
compositePE = create_iterative_chain(pipeline)
```



Executing graphs

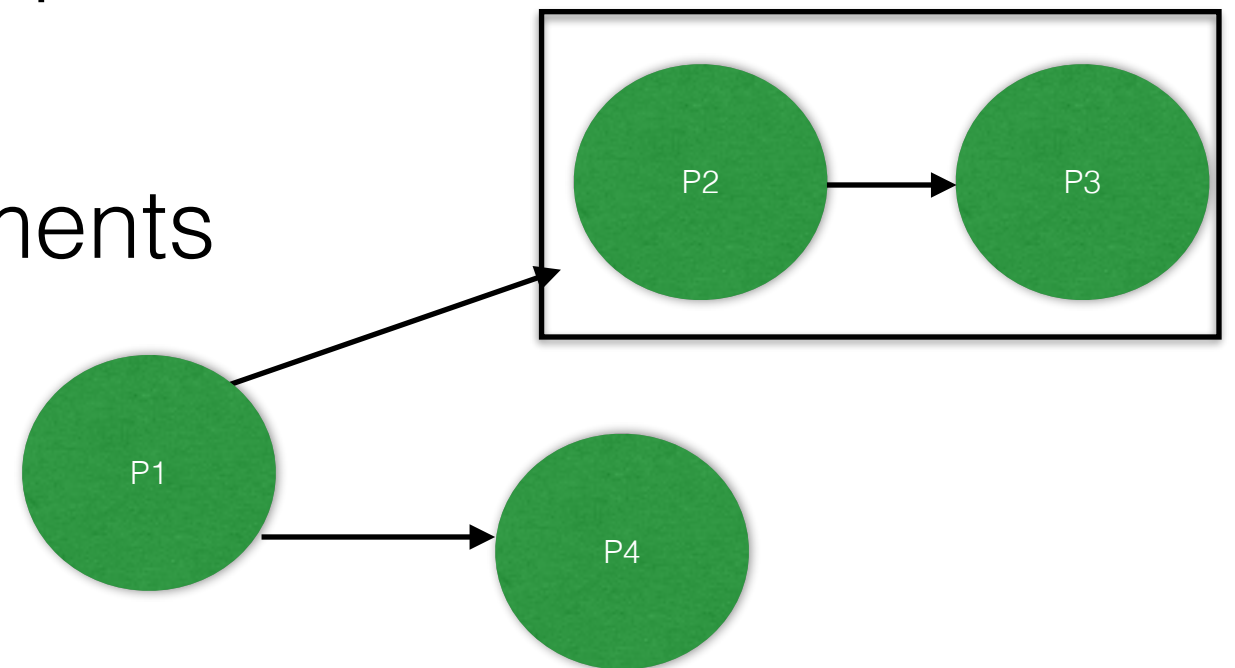


Execution



Partitions

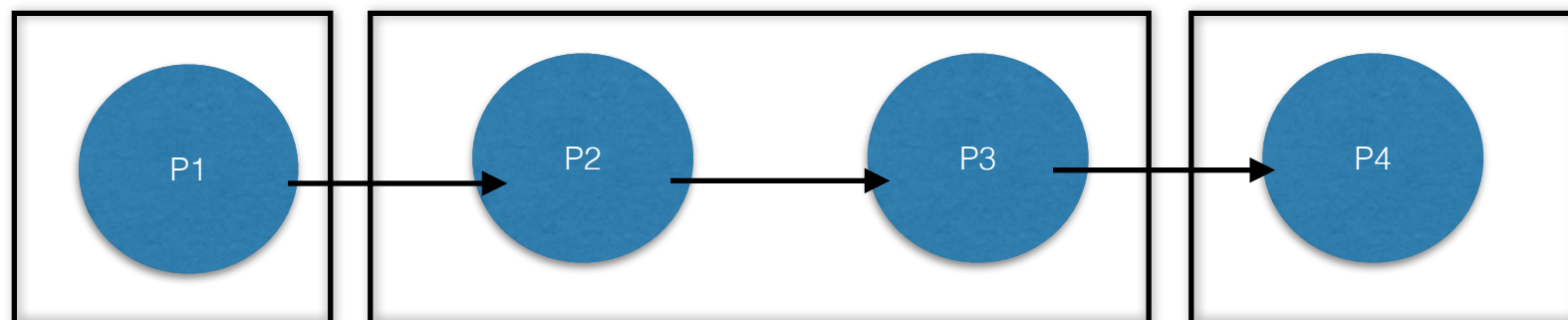
- Run several PEs in a single process
- User defined
- Applies to parallel environments



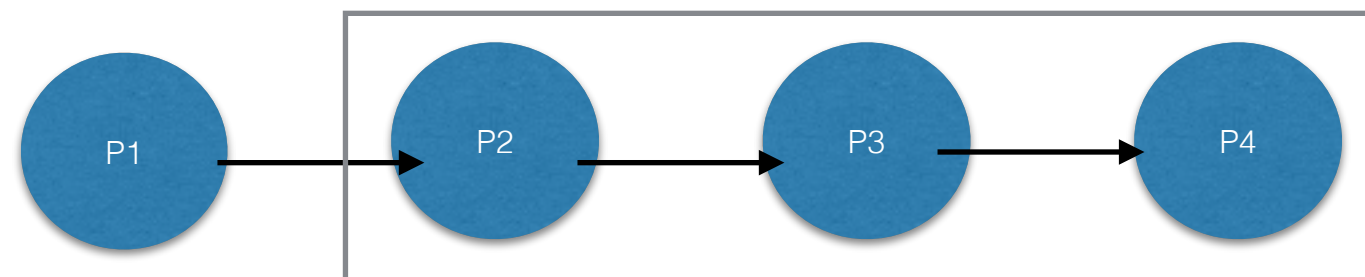
Partition-1

Partition-2

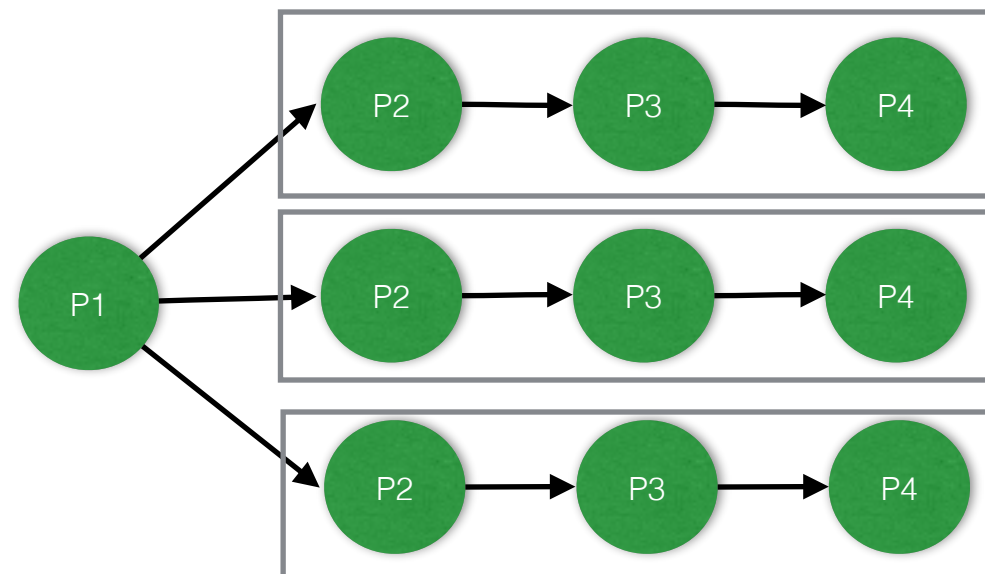
Partition-3



Partitioned Pipeline



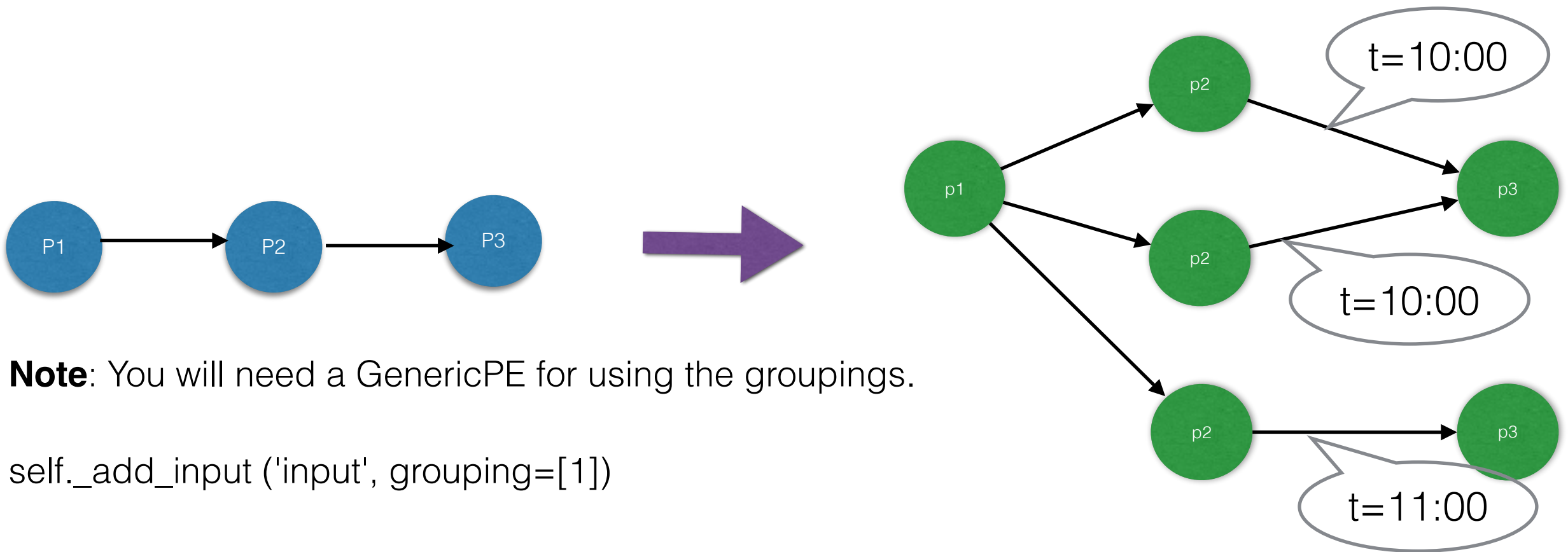
Execution



Groupings

“Grouping by” a feature (MapReduce)

All data items that satisfy the same feature are guaranteed to be delivered to the same **instance** of a PE



Note: You will need a GenericPE for using the groupings.

```
self._add_input('input', grouping=[1])
```

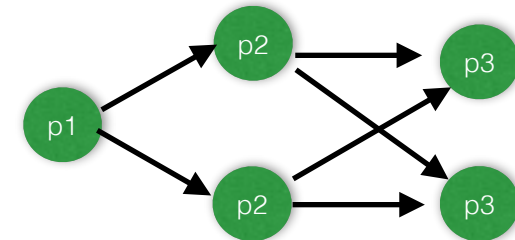
Other groupings

One-To-All



P3 - grouping “all”:

P2 instances send copies of their output data to **all** the connected instances

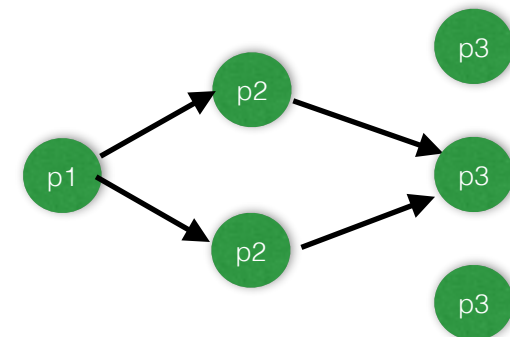


Global



P3 - grouping “global”:

All the instances of P2 send all the data to **one** instance of P3



Mappings

Simple process

- Sequential mapping for local testing

Multi process

- Parallelism based on processes, using Python's multiprocessing library
- Shared memory

MPI

- Distributed Memory, message-passing parallel programming model
- Practical, portable, efficient, flexible and stable
- Many HPC centres support it, and it has been widely used in the HPC community

STORM:

- Distributed Real-Time computation System
- Fault-tolerant and scalable

Running graphs

Sequential mapping

>> dispel4py simple <name_dispy_graph> <-f input_file in JSON format>

E.g: dispel4py simple dispel4py.examples.graph_testing.pipeline_test

Multi-process mapping

>> dispel4py multi <name_dispy_graph> -n <number mpi_processes> <-f input_file in JSON format>
<-s>

E.g : dispel4py multi dispel4py.examples.graph_testing.pipeline_test -n 6

MPI mapping

>> mpiexec -n <number mpi_processes> dispel4py mpi <name_dispy_graph> <-f input_file in JSON format> <-s>

E.g : mpiexec -n 6 dispel4py mpi dispel4py.examples.graph_testing.pipeline_test

STORM mapping

>> python storm_submission.py <name_dispy_graph> <-m mode: [remote, local, create]>

E.g : dispel4py storm dispel4py.examples.graph_testing.pipeline_test -m remote

Extra useful dispel4py information

- dispel4py commands:
 - dispel4py -h
- -h, --help show this help message and exit
- -a attribute, --attr attribute >> name of graph variable in the module
- -f inputfile, --file inputfile >> file containing input dataset in JSON format
- -d inputdata, --data inputdata >> input dataset in JSON format
- -i iterations, --iter iterations >> number of iterations

Extra useful dispel4py information

- inputs to the workflow:
 - `dispel4py simple workflow.py -d '{"PE NAME CLASS" : [{"input" : "Hello World World"}]}'`
 - `dispel4py simple workflow.py -d '{"PE NAME CLASS" : [{"input" : "coordinates.txt"}]}'`
 - `dispel4py simple workflow.py -f coordinates.txt`

Thanks to

- * Amy Krause
- * Malcolm Atkinson
- * Alessandro Spinuso

Questions

- * Rosa Filgueira -> rosa.filgueira@ed.ac.uk
- * Amy Krause -> a.krause@epcc.ed.ac.uk
- * Malcolm Atkinson -> malcolm.atkinson@ed.ac.uk
- * Alessandro Spinuso -> Alessandro.Spinuso@knmi.nl